



VANITYGIRLHOLLYWOOD.COM



Starlet Table Top Lighted Vanity Mirror

Thank you for choosing Vanity Girl.

Before beginning assembly, please review the assembly instructions and warnings of all Vanity Girl products you purchase.



How can we improve our assembly instructions?
Your comments and suggestions are important to us.
Please e-mail us at: assembly@versaproducts.com.

Revised: 5-25-10



VersaProducts.com
14105 Avalon Blvd.
Los Angeles, CA 90061







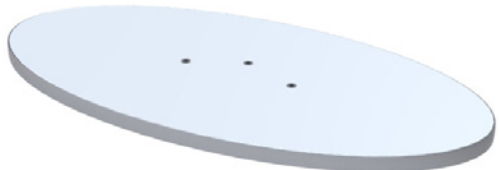
Proudly Made in the USA

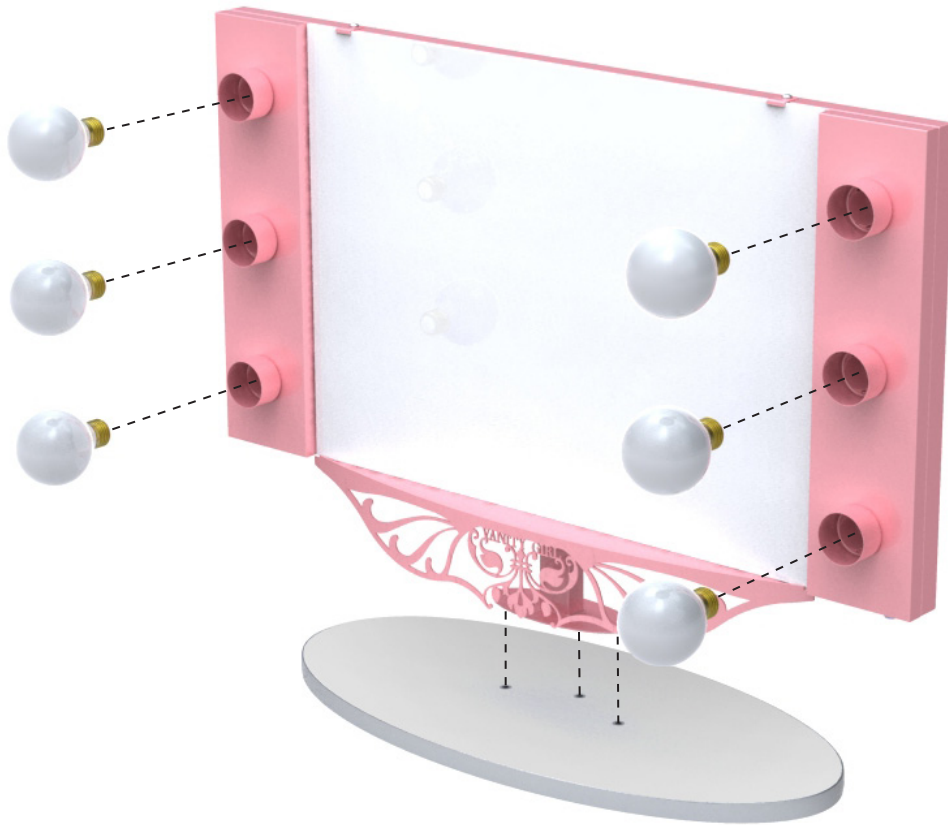
Toll Free (800) 416-3961
Phone (310) 353-7100
Fax (310) 353-7109



Starlet Table Top Lighted Vanity Mirror

Parts List & Exploded View

<p>Starlet Body</p>  <p>Qty:1</p>	<p>4mm Allen Wrench</p>  <p>Qty:1</p>	<p>12mm Button Head Screw</p>  <p>Qty:3</p>
<p>25W Bulb</p>  <p>Qty:6</p>	<p>Starlet Base</p>  <p>Qty:1</p>	





Starlet Table Top Lighted Vanity Mirror

Assembly Step-by-Step

Step 1 Attach Starlet Base

12mm Button Head Screw

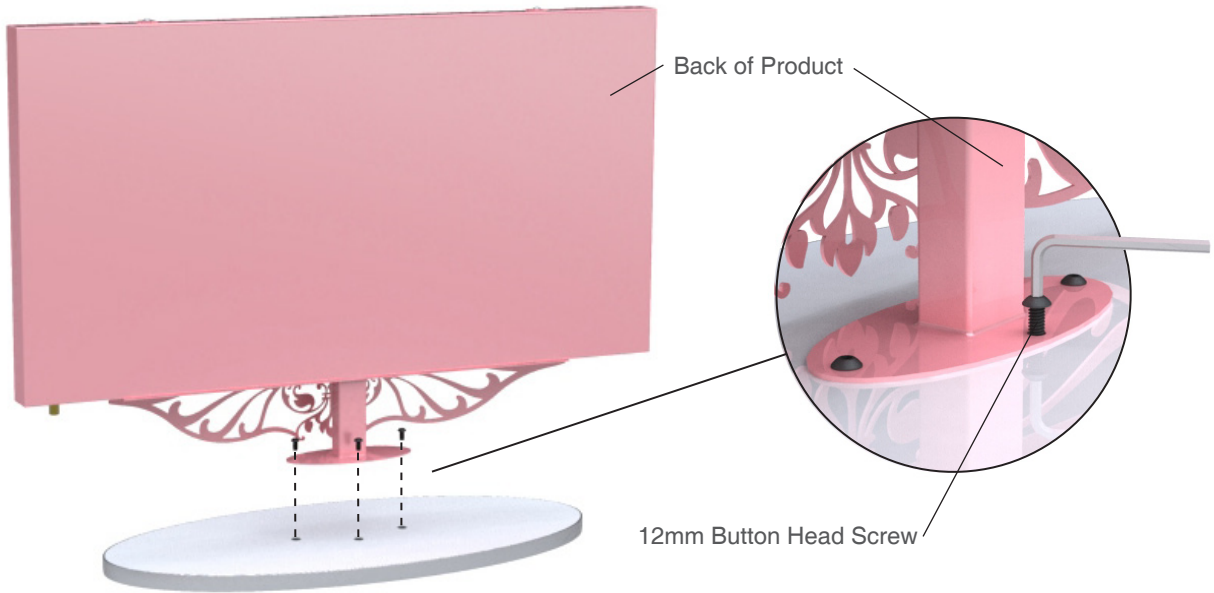


Qty:3

Attach the Starlet Body to the Base using three 12mm Button Head Screws.

NOTE: Keep plastic wrap on bulb sockets during this step.

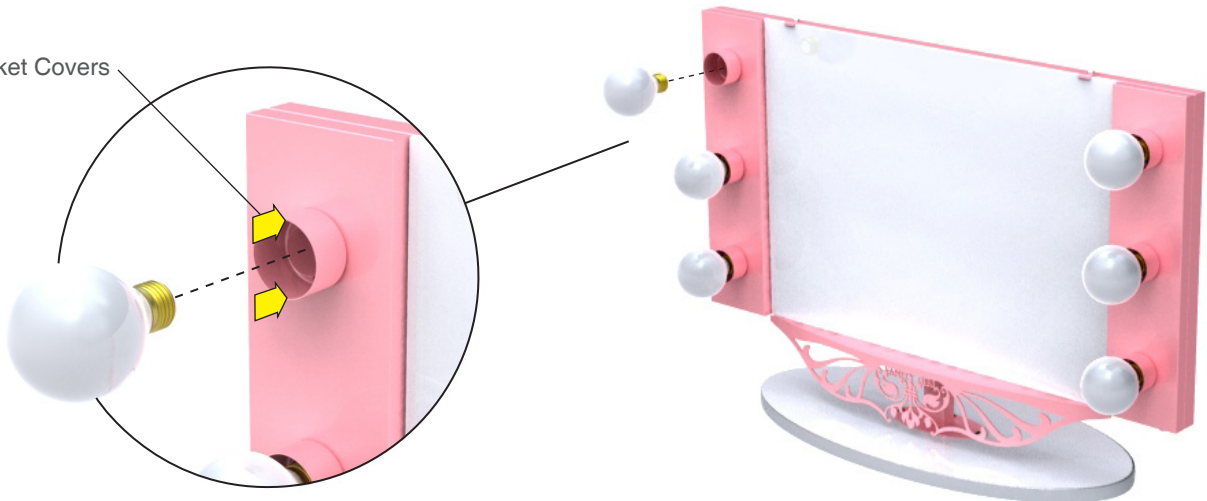
NOTE: Hand tighten the 12mm Screws until all are attached, then tighten with Allen Wrench.



Step 2 Insert Bulbs

Remove plastic wrap covering light bulb sockets. Push in Socket Covers as they may have loosened during shipment. Insert Bulbs.

Push in Socket Covers



VersaProducts.com
14105 Avalon Blvd.
Los Angeles, CA 90061



Proudly Made in the USA

Toll Free (800) 416-3961
Phone (310) 353-7100
Fax (310) 353-7109



Starlet Table Top Lighted Vanity Mirror

Product Warning

This is not a toy and is designed for adult use only.

- Keep out of reach of children.
- Be sure your outlets are capable of handling the voltage this product generates. We suggest you use a GFI outlet at a minimum, please consult your electrician if you have any concerns.

Keep away from water - DANGER

- As with most electrical appliances electrical parts remain live when the switch is turned off. Reduce your risk of death or injury by unplugging when not in use.
- Do not leave wet items such as towels or opened water bottles on or around unit
- Use only UL approved appliances and unplug them after use.

Exposed Bulbs

- These bulbs are hot. Use only the recommended wattage. Exceeding the wattage can damage this and cause a safety issue.
- Never touch a bulb that has been turned on. Wait for the bulb to cool or you risk a burn injury.
- Never wipe a hot bulb with a wet or damp cloth.
- Never place your hands, face or other body parts near or around the bulbs.
- Keep flammable items such as papers and hair sprays away from bulbs and never spray any products directly toward the mirror or bulbs.

Please use your table for its intended use. Do not sit, stand or lay down on the table. Do not use as a storage device. Keep area clean and free of debris at all times. This is a household product intended for non-commercial, personal use only.

This is not intended to cover all potential issues or situations with using this product, however, should injury or fire occur, please contact your local emergency or safety personnel in your area.

Please call us at 800-416-3961 with any questions or concerns.



VersaProducts.com
14105 Avalon Blvd.
Los Angeles, CA 90061



Proudly Made in the USA

Toll Free (800) 416-3961
Phone (310) 353-7100
Fax (310) 353-7109